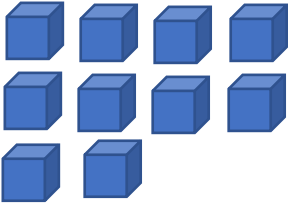
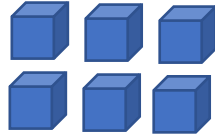


Here are some examples of how children may choose to solve different number sentences, and how we record them in Year R.

10 minus 4 is _____



Get 10 cubes, lego blocks etc.



Remove 4 cubes and count how many are left.

It may be helpful to give your child a piece of paper to count onto as workspace, so spare cubes don't get mixed up with the ones they are counting.

10 minus 4 is _____

o o o o o
o o o o o

Draw 10 circles, dots, lines etc.

o o o o o
o e e e e

Cross out 4 of them. Count how many are left.

Encourage your child to draw them in rows, to support accurate counting.

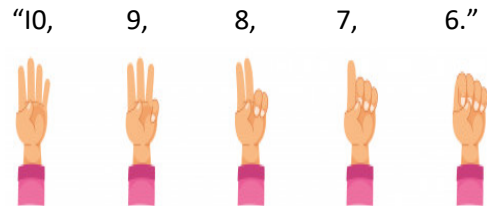
10 minus 4 is _____



Put 10 in their head. Sometimes it helps to hold it in so they don't forget.



Put 4 on their fingers.



Count backwards, tapping their head when they say 10, then putting one finger down for 9, 8, 7, 6.