




## Year 1 Week 13 Home Learning 6-7-20

Aim to complete one activity from each box on this page with your child each day. Please remember that your wellbeing is far more important than their learning. If either one of you is not in the right frame of mind, stop and come back to the task later or tomorrow.

We also appreciate that lots of you are juggling home learning with home working if you can manage nothing else, please read listen to your child read daily and share stories too. Some of these activities are jobs the children are expected to work on independently at school, so try to encourage this. For example, the daily phonics lessons on YouTube or the spelling task using the format we send spellings home on. There is a blank template available on the website or just fold a piece of paper into 4 parts.

 <h3 style="text-align: center;">Reading &amp; Phonics Tasks</h3>	 <h3 style="text-align: center;">Spelling Jobs</h3>	 <h3 style="text-align: center;">Writing Tasks</h3>
<p>Keep reading! Can you FaceTime a member of your family to read them a bedtime story? You could use a book you are familiar with or choose a reading e-book. Choose the book band that you read at school.</p> <p><a href="#">Oxford Owl</a> (Scroll down to select the correct book band. You will need to register with the website)</p> <p><a href="#">Collins Big Cat</a> User name: parents@harpercollins.co.uk Password: Parents20! Again, you can select which books by book band.</p> <p><b>We are really keen that all children continue to develop their phonics knowledge using the lessons published by the Department for Education available <a href="#">here</a> via YouTube every week day at 10.30. The children may need to use the pause button as it is quite quick in places, but if you teach them to do this they can watch these sessions independently. This week's sounds are oy, ph, wh, au and a.</b></p>	<p>Play a <a href="#">spelling game</a>. Choose Year 1 - Spelling rules 1-32 would be good ones to focus on.</p> <p>Learn to spell these words. Try to use cursive writing:</p> <p><i>one          six</i> <i>two         seven</i> <i>three       eight</i> <i>four        nine</i> <i>five        ten</i></p> <p>Here are <a href="#">72 different ways to practice spellings!</a></p> <p>Can you write the words in sentences correctly? Practice every day and on Friday have a spelling test!</p>	<p>Please see the writing tasks sheet.</p> <ol style="list-style-type: none"> <li>1. Read the poem</li> <li>1b. Watch and listen to the story</li> <li>2. Organise your ideas</li> <li>3. Write your own poem</li> </ol> <p><b>When the children are writing, we expect them to sound out their writing for themselves. Please do not give them the spelling for every word or correct every word - they won't be learning! The children are all able to do this independently at school, and it does not matter if words are not spelt correctly! For examples of how we support children with their writing at school, watch the phonics video on Facebook.</b></p>

Play a phonics game using [phonics play](#). Phase 3, 4 or 5 games will reinforce children's knowledge.  
User name: march20 Password: home