

Purbrook Infant School


Learning and Growing Together

Welcome to Year 2



What's this all about?

- Meet the Team
- Our Curriculum and trips and visitors !
- Year 2 Overview
- English
(Reading, Phonics, Book Talk, WOW, Writing)
- Maths/Number Sense
- Shared Learning/SeeSaw
- PE and Forest and must do's
- Attendance





Owls – Mrs
Cooper and Miss
McKelvey and
Mrs Edmonds



Eagles – Miss
White and
Mrs Pratt



Kestrels – Mrs
Pennell and Mrs
Parris and Miss
Eastel (1:1)
Additionally Miss
Colarusso
(Student teacher)



Additional Year 2 Support – Mrs Neil and
Mrs Rolfe



Purbrook Infant School

Curriculum Overview: DARE to Learn

Year Group	Curriculum	Autumn A	Autumn B	Spring A	Spring B	Summer A	Summer B
EYFS	Overarching Theme	Magical Me	What a disaster and Christmas	Into the Wild	Explorers	There's only one Earth	Up, up and away
	Question to explore...	What makes me Magical?	What is a disaster? Were the Elves in the Stable?	Whose are those claw marks and where do they go?	Would you find a polar bear in the Rainforest	What can you find in the ocean?	Do all Superheroes fly?
	Stimulus	Magician	Purbrook local area trip	Marwell trip/wildlife sanctuary			Range of services i
Year 1	Overarching Theme	Up, up and away	Paddington and Christmas	Into the Wild		There's only one Earth	What a disaster
	Question to explore...	Is there a man on the moon?	What will Paddington see in the UK? Who is the star of Christmas?	What's growing in Mr McGregor's garden? Which creature has the sharpest teeth?		Is plastic fantastic?	Can baking bread change a city?
	Stimulus	Planetarium visit in		Marwell trip / Hilliers			Great fire of london theatre group
Year 2	Overarching Theme	Up, up and away	Paddington and Christmas	What a disaster!	Into the Wild	There's only one Earth	
	Question to explore...	What's above us?	Is Lima or London the best place for a bear? Do all Victorians rock around the Christmas tree?	What happens at sea?	Is there a problem in the forest?	What is above and below?	What do we leave behind?
	Stimulus	Bird of prey visit	Oaklands Orchestra visit Christingle at the Church	Marwell (2 yearly cycle)	HMS Victory trip (Royal Dockyard)	Artist visit	



Other books will be used for one off lessons and in non-core sessions

Trips and visits and special events...

- **Autumn 2** – Oakland's band visiting, Victorian dress up day, Christingle at the church
- **Spring 1** – HMS Victory visit **approx. £14**
- **Spring 2** – Marwell (biannual whole school trip) **Approx. £12**
- **Summer 1** – Artist visit **Approx. £3**, Environmental day,



A Typical Week in Year 2

- 4 or 5 x English
- 4 x Phonics
- 2 x Book Talk
- Word of the Week
- 4 or 5 x Maths
- 5 x Number sense
- Humanities
- History/Geography
- RE
- 2 x Shared Learning
- 2 x PE
- Computing
- Forest

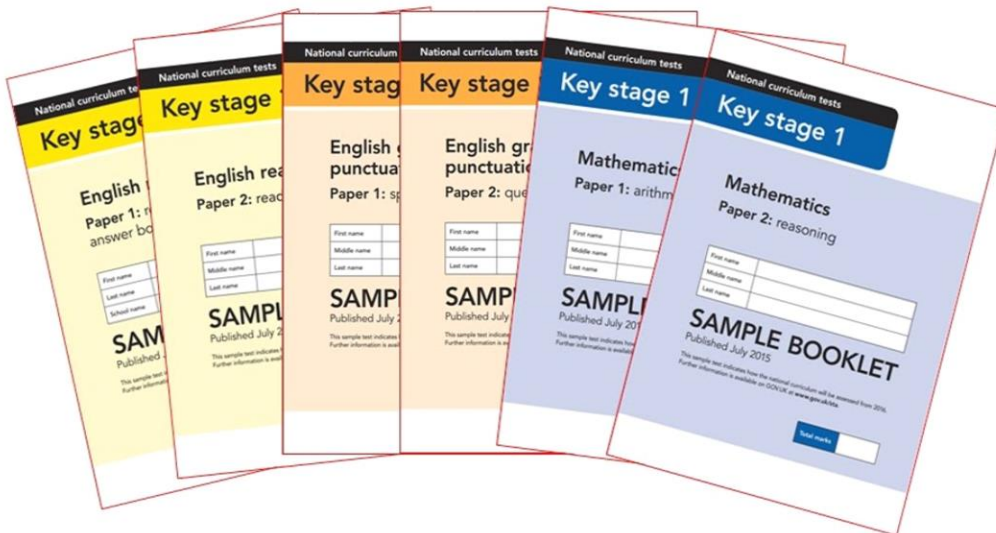
BUSY
BUSY
BUSY

Year 2 Timetable Week 7 Autumn A																						
		9.00	9.15	9.30	9.45	10.00	10.15	10.30	10.45	11.00	11.15	11.30	11.45	12.00	12.15	1.15	1.30	1.45	2.00	2.30	3.00	3.15
Monday	Morning Task/ Assembly GR	Phonics	Maths	Play	English Nouns, Verbs, Adj	Number Sense Small group	L U N C H T I M E	History 4 Fact gathering		Eagles RE												
								Kestrels PE		Owls PE												
Tuesday	Morning Task/ Assembly No Pens Day!	Phonics	Maths	Play	English Rhyme	Number Sense Small group		Buzzing Back afternoon task HANDWRITING	History Amelia fact file 1				Book Talk									
Wednesday	Morning Task Assembly GR	Phonics OBS	History Amelia fact file 2	Play	Maths	Number Sense Small group			PPA: Music /PE/FOREST				Story time									
Thursday	Book talk	Phonics	Science Fish SCITT OBS	Play	English Practice diamante	Number Sense Small group			RE Owls Kestrels Eagles Start collating Harvest ideas for WW		Computing											
Friday	Morning Task/ Assembly GR	Library Rotation Kestrels	Maths	Play	English Publish diamante	Number Sense			Shared Learning (Finish history or English)		PSHCE											
									PE Eagles													



Assessments

- **KS1 Phonics Screen**
(Nov)
- **Teacher Assessment**
(November, April, July)
- **No more KS1 SAT's**



Key stage 1

Phonics screening check

Pupils' materials



National curriculum assessments


Key stage 1

Teacher assessment frameworks at the end of key stage 1

For use from the 2018/19 academic year onwards

Reading

The National Curriculum says that, by the end of Key Stage 1 (Year 1 and 2), children should have: “develop[ed] the habit of reading widely and often, for both pleasure and information.”





*"Literacy has a significant relationship with
a person's happiness and success"*

(Dugdale and Clark, 2008).




I can't get them to read
I don't even like reading
They just don't like it
We don't have time
I didn't read much as a child

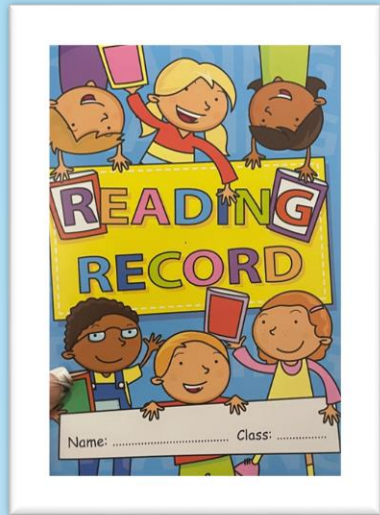




"There is no such thing as reluctant readers. There are only readers for whom *the right book* has not yet been found" Paul Jennings.



Reading Challenge



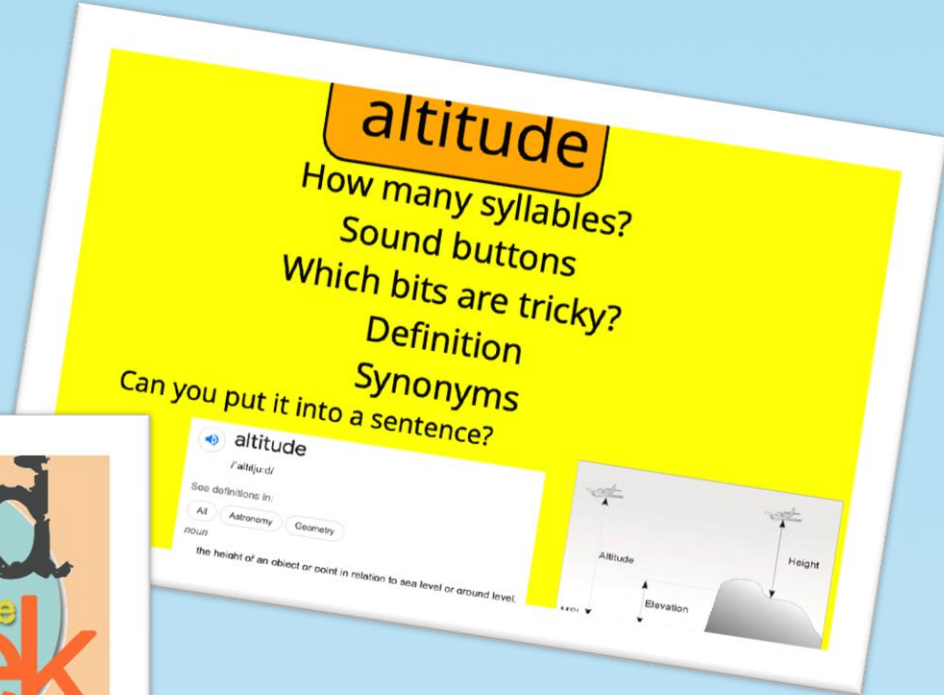
Your child can record

Anything!

Year 2 Common Exception Words						
after	child	every	half	move	plant	whole
again	children	everybody	hold	Mr	poor	who
any	Christmas	eye	hour	Mrs	pretty	wild
bath	class	fast	improve	old	prove	would
beautiful	climb	father	kind	only	should	
because	clothes	find	last	parents	steak	
behind	could	floor	many	pass	sugar	
both	cold	gold	mind	past	sure	
break	door	grass	money	path	told	
busy	even	great	most	people	water	



Book Talk / WOW



Phonics

We will complete the phonics test in November.
You receive a letter stating if your child has passed.

We stream

Ditties

Particular sounds and alternate

Spelling rules

shou!

ch 	sh 	th 	ng 
ai 	ee 	igh 	oa 
oo 	oo 	ar 	or 
ur 	oi 	ow 	
ear 	air 	ure 	er 



Writing Expectations

- Write coherently (fiction and non-fiction)
- Capital letters / full stops
- Spell many common exception words
- Use co-ordination / subordination (Joining words)
- Spell phonetically
- Form lowercase and capitals correctly
- Finger spaces
- Use the correct punctuation
- Self edit
- Use suffixes correctly (-ly, -less, -ful)

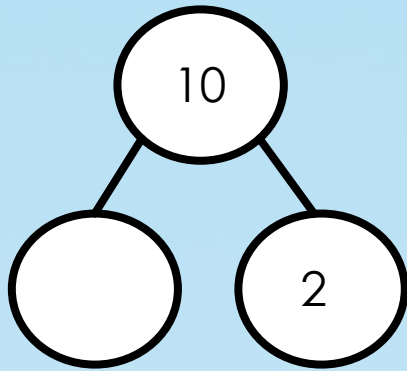
Year 2 Common Exception Words									
after	child	every	half	move	plant	whole			
again	children	everybody	hold	Mr	poor	who			
any	Christmas	eye	hour	Mrs	pretty	wild			
bath	class	fast	improve	old	prove	would			
beautiful	climb	father	kind	only	should				
because	clothes	find	last	parents	steak				
behind	could	floor	many	pass	sugar				
both	cold	gold	mind	past	sure				
break	door	grass	money	path	told				
busy	even	great	most	people	water				



Maths

The National Curriculum says that, by the end of Key Stage 1 (Year 1 and 2), children should:

“develop confidence and mental fluency with whole numbers, counting and place value... working with numerals, words and the 4 operations, including with practical resources.”



Maths and Number Sense

Key Skills for Year 2 (End of Year)


- Read and write to 100
- Partition numbers
- All four operations (+ - X ÷)
- Count in 2s, 5s, 10s
- Know the value of coins
- Tell the time (analogue)
(Nearest 5 minutes)
- 2D / 3D Shapes (properties)
- Number bonds to 10
- Identify fractions of shape and number
- Reason mathematically
- Read scales and measure

Number Sense Maths is a scheme of work focused entirely on **number fact teaching**, providing the structure and depth to number fact teaching that children need to achieve **fluency**.

Addition Grid Facts

+	0	1	2	3	4	5	6	7	8	9	10
0	0+0	0+1	0+2	0+3	0+4	0+5	0+6	0+7	0+8	0+9	0+10
1	1+0	1+1	1+2	1+3	1+4	1+5	1+6	1+7	1+8	1+9	1+10
2	2+0	2+1	2+2	2+3	2+4	2+5	2+6	2+7	2+8	2+9	2+10
3	3+0	3+1	3+2	3+3	3+4	3+5	3+6	3+7	3+8	3+9	3+10
4	4+0	4+1	4+2	4+3	4+4	4+5	4+6	4+7	4+8	4+9	4+10
5	5+0	5+1	5+2	5+3	5+4	5+5	5+6	5+7	5+8	5+9	5+10
6	6+0	6+1	6+2	6+3	6+4	6+5	6+6	6+7	6+8	6+9	6+10
7	7+0	7+1	7+2	7+3	7+4	7+5	7+6	7+7	7+8	7+9	7+10
8	8+0	8+1	8+2	8+3	8+4	8+5	8+6	8+7	8+8	8+9	8+10
9	9+0	9+1	9+2	9+3	9+4	9+5	9+6	9+7	9+8	9+9	9+10
10	10+0	10+1	10+2	10+3	10+4	10+5	10+6	10+7	10+8	10+9	10+10

Calculation Strategies



Shared Learning / SeeSaw

From Your Smartphone

1. Download the free Seesaw Family app for iOS or Android
2. Choose "Create Family Account"
3. Scan this QR code using Seesaw's built-in QR code scanner
4. Create your account

From Your Computer


1. In a web browser, go to:
<https://app.seesaw.me/s/795-446-777>
2. Choose your child from the list
3. Create your account
4. Once you're approved by Hayley Hawkins, you'll get access to Seesaw



FAMILY

Please engage!





Must do's...

- Book bags not ruck sacks!
- Thursdays – Please ensure message books must be in so they can be counted for the reading challenge
- Friday – Library exchange day
- Please ensure water bottles are back after a weekend wash!
- Drop off time – Please see them to the door where they are greeted by the teachers! The children are your responsible until they have been handed over to us!



PE & Forest School

- PE: Mondays (O/K)/Fridays (E) & Wednesday (except forest school week)
 - Shorts or jogging trousers and t-shirt
 - School jumper or tracksuit top – no hoodies
 - Trainers (avoid laces please!)
 - No Earrings or tape them up before school
- Forest school days
 - Cover arms and legs
 - Change of shoes / Wellies
 - Waterproof coat and trousers
 - Warm!



365 days in a calendar year

0 days
absence

School days
In each year

190

10 days
absence

180
Days in
School

19 days
absence

171
Days in
School

175 non-term days
All this time for shopping,
holidays, appointments etc.

29 days
absence

161
Days in
School

38 days
absence

152
Days in
School

47 days
absence

143
Days in
School

100%
attendance

Best chances
of success

95%
attendance

90%
attendance

Poor attendance
less chance
of success

85%
attendance

80%
attendance

Very poor attendance
serious impact on
education and
reduced life chances

75%
attendance

DID YOU KNOW? A two week holiday in term time means
that the highest attendance you can achieve is 94.7%

Any Questions?

year2@purbrook-inf.hants.sch.uk

